

## RIV Capital SICAV - RAIF - A-RIV Monthly Factsheet as of November 30, 2023

### Company Information

Company name:	RIV Capital SICAV - RAIF
Company Address:	106, Route d'Arlon, L-1143 Grand Duchy of Luxembourg
Custodians:	UBS Europe SE, Luxembourg Branch
Administrator:	Apex Fund Services S.A.
Isin Code:	Class A - LU2648580624 Class B - LU2648580897
Fund Currency:	EUR
Valuation Frequency:	Monthly
NAV Reporting Frequency:	Monthly
Minimum Initial Subscription:	Class A - EUR 5'000'000 Class B - EUR 100'000
Launch Date:	October 19, 2023
Launch Price:	EUR 1'000
First Monthly NAV:	October 31, 2023

### Investment Strategy

It is a long-term value investment quantitative strategy, model driven, based on both fundamental and statistical analysis to capture the inner value of the assets.

For the two combined analysis a few indicators are considered and weighted in a Fuzzy Logics approach. Once selected the Investable Universe, a ranking of the instruments is created and only the top ones are considered as if we invest on them forever. A very last subjective supervision completes the decision-making process, despite the human intervention is reduced at the minimum. A few strategic layer positions can be created with a long-term horizon and an expected predefined distribution of cash flows.

It is a Long Only Strategy, with a Long-Term horizon, low/zero turn-over, and potential Leverage limited to a maximum of 30% of the NAV.

FX risk is USD, EUR, GBP and it is not hedged.

### Holding Sectors %

Financials	42.53
Cash	33.20
Basic Materials	9.34
Crypto & Fintech Assets	6.66
Consumer, Non-cyclical	4.87
Industrials	2.04
Energy	1.37

### Asset Allocation %

Bond	51.83
Cash	33.20
Equity	8.31
Exchange Traded Fund	6.66

### Statistics Year to date Running Strategy

Mean Return (Annualized)	Downside Risk (Annualized)	Sharpe
26.48%	5.96%	1.50

### Statistics Historical Track Record

Mean Return (Annualized)	Downside Risk (Annualized)	Sharpe
29.00%	6.09%	1.63

### Disclaimer

This document does not constitute an offer in any jurisdiction in which such offer or solicitation is not authorized. It does not constitute an offer or solicitation to purchase shares in the Fund described or mentioned. Investment in RIV Capital SICAV - RAIF - A-RIV will only be accepted on the basis of Offering Memorandum which may only be distributed to those eligible to receive the document. Past performance is no guarantee of future performance. The value of investments may fall as well as rise.

## Key Statistics

Gross Assets:  
**EUR 15.30M**

Net Assets:  
**EUR 9.19M**

Price Per Share in EUR:  
**EUR 1'018.92**

## Performance

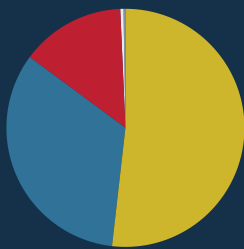
RIV Capital SICAV RAIF Performance in %													Performance in % since launch: <b>1.89%</b>				
	Jan	Feb	Mar	Apr	May	Jun	Jul	Aug	Sep	Oct	Nov	Dec	Q1	Q2	Q3	Q4	Year
<b>2021 *</b>									3.43	3.20	0.20	-0.33			3.43	3.32	<b>6.61</b>
<b>2022 *</b>	-2.63	-3.01	-1.72	-2.17	-0.43	-1.75	3.90	-0.96	-1.59	-0.71	-1.08	-1.91	-7.36	-4.29	-3.15	-3.83	<b>-13.34</b>
<b>2023 *</b>	4.21	-2.31	-3.90	3.69	3.11	1.41	-0.61	-0.58	0.05				-2.17	5.11	-1.17		<b>4.87</b>
<b>2023</b>										2.29	-0.39					1.89	<b>1.89</b>

\* Historical figures realized by the same Investment Manager in another structure. They can be considered representative of the actual annual performance of RIV Capital SICAV RAIF-A-RIV starting from October 2023.

Investment Manager's Performance in % from 2011 up to December 2022													
Year	2011	2012	2013	2014	2015	2016	2017	2018	2019	2020	2021	2022	
<b>%</b>	1.30	54.20	29.80	16.00	1.40	0.60	8.90	5.30	62.10	11.97	26.54	-13.34	

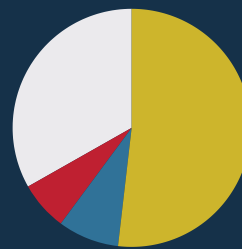
Historical figures realized by the same Investment Manager in another structure. They can be considered representative of the actual annual performance of RIV Capital SICAV RAIF-A-RIV starting from October 2023.

## Currency Allocation



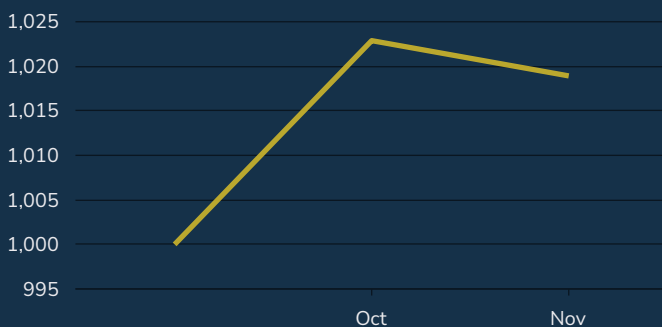
- EUR 51.80%
- USD 33.33%
- GBP 14.17%
- SEK 0.43%
- AUD 0.27%

## Asset Allocation



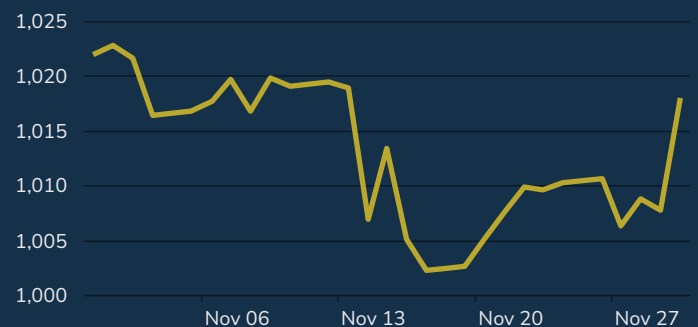
- Bond 51.83%
- Equity 8.31%
- Exchange Traded Fund 6.66%
- Cash 33.20%

## Monthly NAV Per Share



— RIV Capital SICAV - RAIF - A-RIV

## Daily NAV Per Share Movement for the Month



— RIV Capital SICAV - RAIF - A-RIV

## Disclaimer

This document does not constitute an offer in any jurisdiction in which such offer or solicitation is not authorized. It does not constitute an offer or solicitation to purchase shares in the Fund described or mentioned. Investment in RIV Capital SICAV - RAIF - A-RIV will only be accepted on the basis of Offering Memorandum which may only be distributed to those eligible to receive the document. Past performance is no guarantee of future performance. The value of investments may fall as well as rise.