

Company Information

Company Name: RIV Capital SCSp
 Company Address: 24 Rue Astrid, L-1143 Luxembourg
 Custodians: UBS Europe SE, Luxembourg Branch
 Administrator: UFP Corporate Service Provider LLC
 Fund Currency: EUR
 Valuation Frequency: Monthly
 NAV Reporting Frequency: Monthly
 Minimum Subscription: EUR 125'000
 Launch Date: March 17th, 2021
 Launch Price: EUR 125'000
 First Monthly NAV: September 21st, 2021

Investment Strategy

It is a long term value investment quantitative strategy, model driven, based on both fundamental and statistical analysis to capture the inner value of the assets.

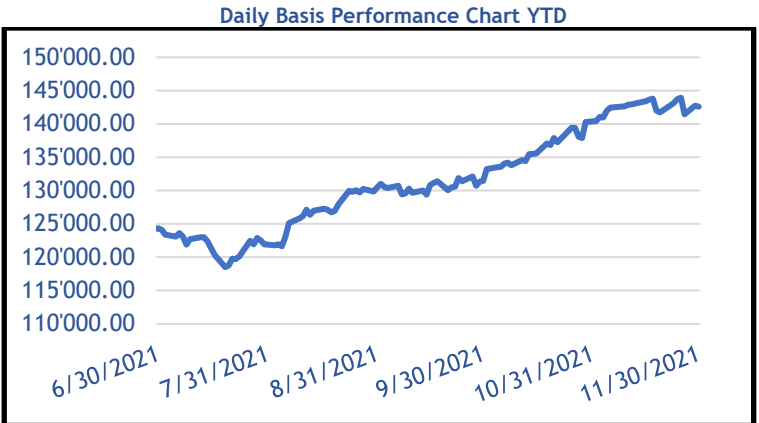
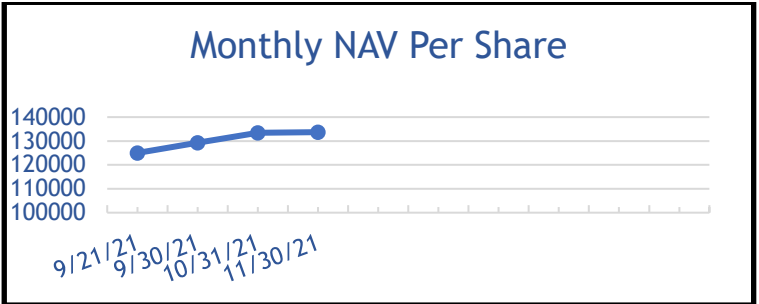
For the two combined analysis a few indicators are considered and weighted in a Fuzzy Logics approach. Once selected the Investable Universe, a ranking of the instruments is created and only the top ones are considered as if we invest on them forever. A very last subjective supervision completes the decision-making process, despite the human intervention is reduced at the minimum. A few strategic layer positions can be created with a long-term horizon and an expected predefined distribution of cash flows.

It is a Long Only Strategy, with a Long-Term horizon, low/zero turn-over, and potential Leverage limited to a maximum of 30% of the NAV.

FX risk is USD, EUR, GBP and it is not hedged.

Holding Sectors in %

Financials	36.51
Micro Finance	23.49
Private Debt	13.19
Blue oil	11.64
Diversified Strategies	6.95
Entertainment	3.69
Crypto Assets	3.29
Liquidity	1.24



Statistics Historical Track Record	Mean Return (Annualized)	Downside Risk (Annualized)	Sharpe
	20.04	7.30	4.90
# DrawDowns	-	-	-

Statistics 3 months Running Strategy	Mean Return (Annualized)	Downside Risk (Annualized)	Sharpe
	69.06	7.30	4.66

Statistics Year to date Running Strategy	Mean Return (Annualized)	Downside Risk (Annualized)	Sharpe
	55.38	7.30	3.60

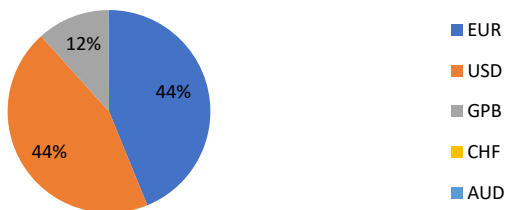
Key Statistics Net Assets: EUR 21.79m Price Per Share in EUR : 133'706.353

RIV Capital SCSp Performance in %					Performance in % since launch: 6.97		
Year	September 30	October	November	December	Q3	Q4	YTD
2021	3.43	3.20	0.20	-	3.43	3.41	6.97

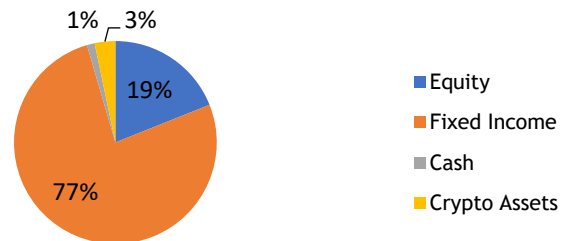
Investment Manager's Performance in % from 2011 up to November 2021											
Year	2011	2012	2013	2014	2015	2016	2017	2018	2019	2020	2021
%	1.30	54.20	29.80	16.00	1.40	0.60	8.90	5.30	62.10	11.97	26.87

These figures are historical figures obtained by the same investment manager in another structure and are not representative of actual performance of the RIV Capital SCSp.

Currency Allocation



Assets Allocation



Disclaimer

This document does not constitute an offer in any jurisdiction in which such offer or solicitation is not authorized. It does not constitute an offer or solicitation to purchase shares in the Fund described or mentioned. Investment in RIV Capital SCSp will only be accepted on the basis of the Fund's offering memorandum, and that memorandum may only be distributed to those eligible to receive that document. Past performance is no guarantee of future performance. The value of investments may fall as well as rise