

Company Information

Company Name: RIV Capital SCSp
 Company Address: 24 Rue Astrid, L-1143 Luxembourg
 Custodians: UBS Europe SE, Luxembourg Branch
 Administrator: UFP Corporate Service Provider LLC
 Fund Currency: EUR
 Valuation Frequency: Monthly
 NAV Reporting Frequency: Monthly
 Minimum Subscription: EUR 125'000
 Launch Date: March 17th, 2021

Launch Price: EUR 125'000
 First Monthly NAV: September 21st, 2021

Investment Strategy

It is a long term value investment quantitative strategy, model driven, based on both fundamental and statistical analysis to capture the inner value of the assets.

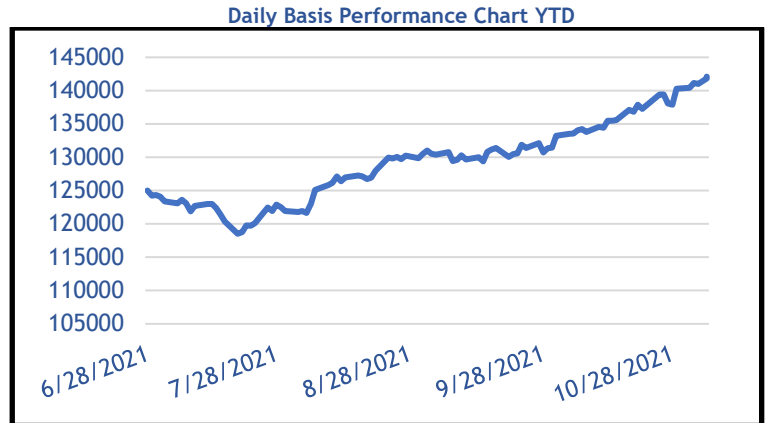
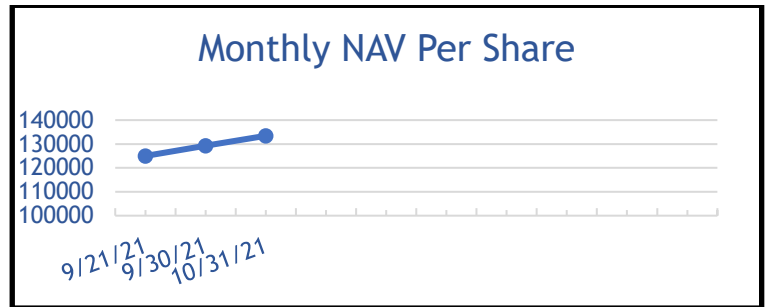
For the two combined analysis a few indicators are considered and weighted in a Fuzzy Logics approach. Once selected the Investable Universe, a ranking of the instruments is created and only the top ones are considered as if we invest on them forever. A very last subjective supervision completes the decision-making process, despite the human intervention is reduced at the minimum. A few strategic layer positions can be created with a long-term horizon and an expected predefined distribution of cash flows.

It is a Long Only Strategy, with a Long-Term horizon, low/zero turn-over, and potential Leverage limited to a maximum of 30% of the NAV.

FX risk is USD, EUR, GBP and it is not hedged.

Top Holding Sectors in %

| | |
|---------------|-------|
| Micro Finance | 27.19 |
| Financials | 19.30 |
| Private Debt | 11.48 |



| Statistics Historical Track Record | Mean Return (Annualized) | Downside Risk (Annualized) | Sharpe |
|------------------------------------|--------------------------|----------------------------|--------|
| | 20.04 | 7.30 | 4.90 |
| # DrawDowns | - | - | |

| Statistics 3 months Running Strategy | Mean Return (Annualized) | Downside Risk (Annualized) | Sharpe |
|--------------------------------------|--------------------------|----------------------------|--------|
| | 122.59 | 6.66 | 7.82 |

| Statistics Year to date Running Strategy | Mean Return (Annualized) | Downside Risk (Annualized) | Sharpe |
|--|--------------------------|----------------------------|--------|
| | 61.32 | 7.07 | 3.92 |

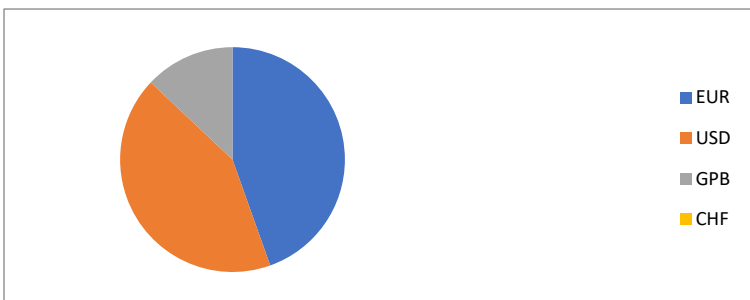
Key Statistics Net Assets: EUR 20.01m Price Per Share in EUR : 133'435.487

| RIV Capital SCSp Performance in % | | | | | Performance in % since launch: 6.75 | | |
|-----------------------------------|--------------|---------|----------|----------|-------------------------------------|------|------|
| Year | September 30 | October | November | December | Q3 | Q4 | YTD |
| 2021 | 3.43 | 3.20 | - | - | 3.43 | 3.20 | 6.75 |

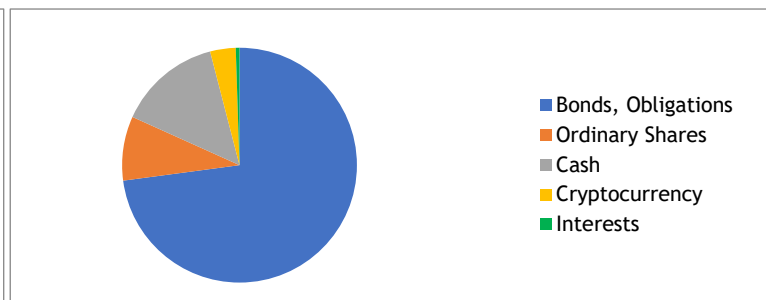
| Investment Manager's Performance in % from 2011 up to June 2021 | | | | | | | | | | | |
|---|------|-------|-------|-------|------|------|------|------|-------|-------|-------|
| Year | 2011 | 2012 | 2013 | 2014 | 2015 | 2016 | 2017 | 2018 | 2019 | 2020 | 2021 |
| % | 1.30 | 54.20 | 29.80 | 16.00 | 1.40 | 0.60 | 8.90 | 5.30 | 62.10 | 11.97 | 26.67 |

These figures are historical figures obtained by the same investment manager in another structure and are not representative of actual performance of the RIV Capital SCSp.

Currency Allocation



Assets Allocation



Disclaimer

This document does not constitute an offer in any jurisdiction in which such offer or solicitation is not authorized. It does not constitute an offer or solicitation to purchase shares in the Fund described or mentioned. Investment in RIV Capital SCSp will only be accepted on the basis of the Fund's offering memorandum, and that memorandum may only be distributed to those eligible to receive that document. Past performance is no guarantee of future performance. The value of investments may fall as well as rise